

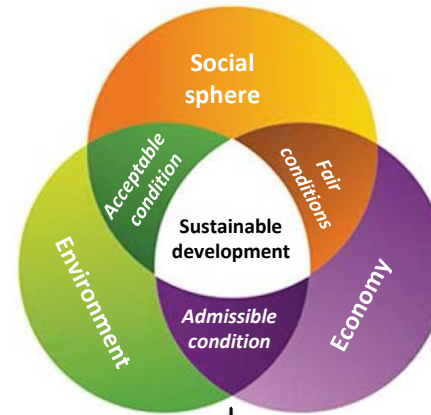


The Results of the Analysis Regarding the Achievement of the Sustainable Development Goals, Adopted by the UN General Assembly, in the Chelyabinsk Region




















Why is this expert-analytical engagement unique?

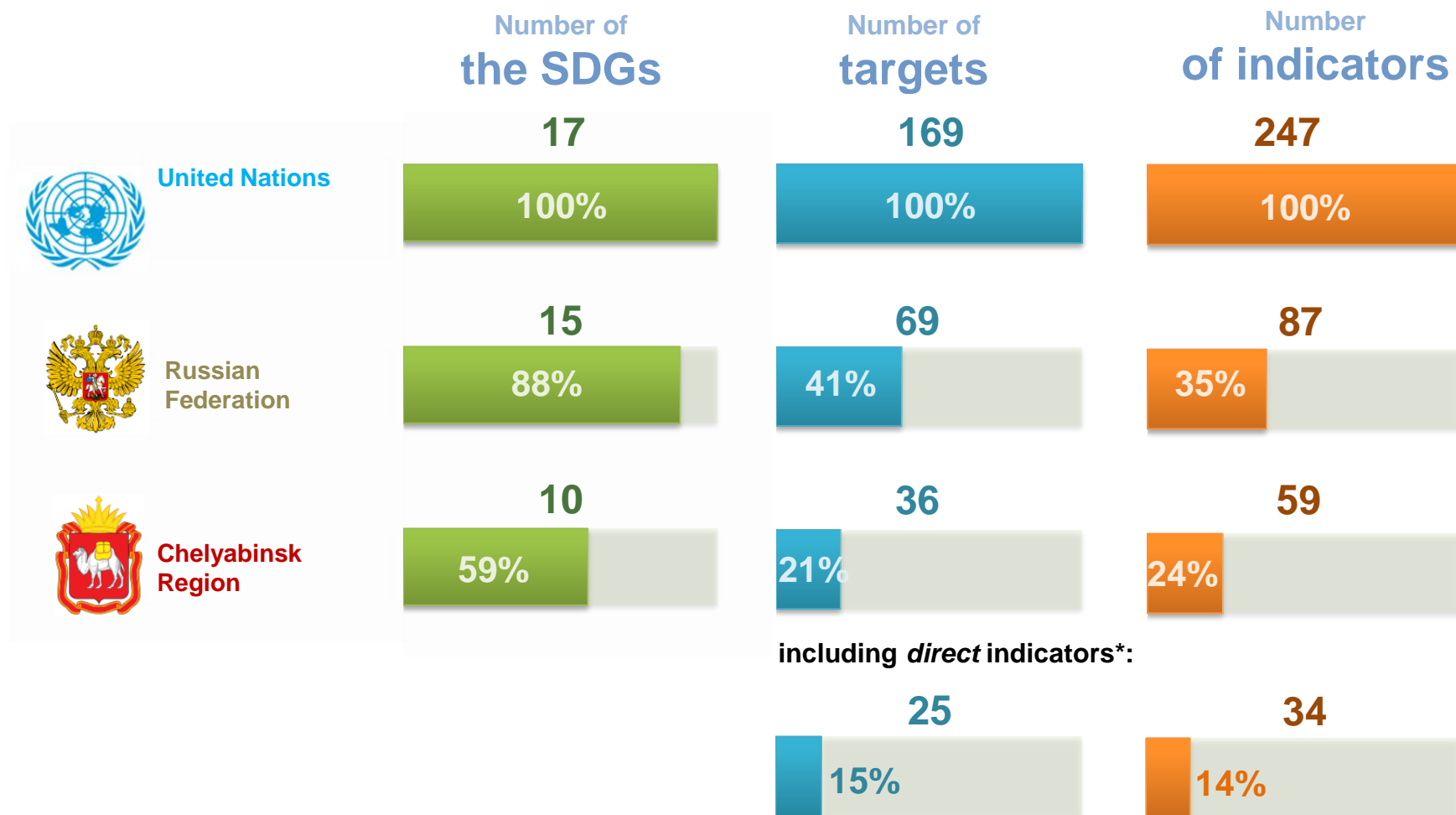
- 1 The SDGs integration was analysed for the Chelyabinsk Region
- 2 Conducted for the first time among regional control and accounts institutions
- 3 Preliminary results of achieving the SDGs in the region have been obtained.



Integration of the SDGs into strategic documents of the Chelyabinsk Region

SDGs	Chelyabinsk Region's Charter	2035 Strategy	State programs	Regional projects
1. No poverty 	✓	✓	✓	✓
2. Zero hunger 	✓	✓	✓	✓
3. Good health and well-being 	✓	✓	✓	✓
4. Quality education 	✓	✓	✓	✓
5. Gender equality 			✓	✓
6. Clean water and sanitation 	✓	✓	✓	✓
7. Affordable and clean energy 		✓		
8. Decent work and economic growth 	✓	✓	✓	✓
9. Industry, innovation and infrastructure 		✓	✓	✓
10. Reduced inequalities 			✓	✓
11. Sustainable cities and communities 	✓	✓	✓	✓
12. Responsible consumption and production 		✓	✓	✓
13. Climate action 	✓	✓		
14. Life below water 				
15. Life on land 	✓	✓	✓	✓
16. Peace, justice and strong institutions 	✓	✓	✓	✓
17. Partnerships for the goals 	✓	✓	✓	✓
	11	14	14	14

Information on SDGs integration, UN targets and indicators



* **Direct indicators** are those that are fully consistent with the UN global indicators.

Achieving the SDGs indicators

Number of the SDGs indicators

34

direct indicators

- that comply with the indicators provided by the system of global indicators for achieving the SDGs and meeting the goals of the 2030 Agenda in full.

25

indirect indicators

- correspond to the sustainable development goals and ideas but are not included in the system of global indicators.

59

Results

23



Upward trend

4



No change

18



Downward trend

14



No reporting data available

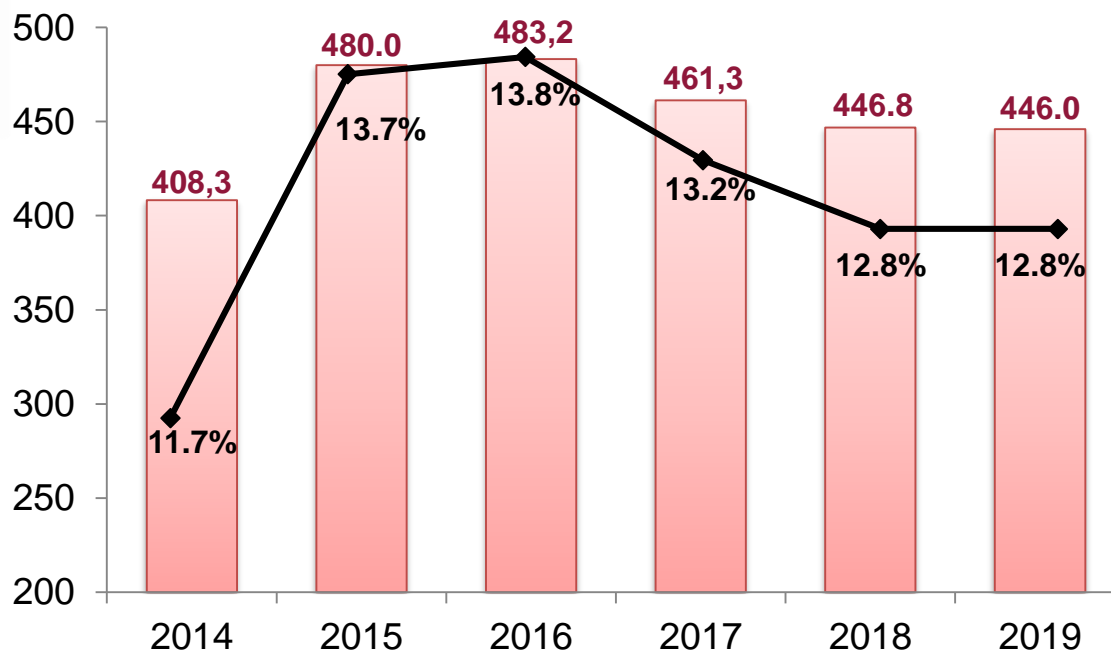




SDG 1 No poverty

Target 1.2.: By 2030, reduce at least by half the proportion of men, women and children of all ages living in poverty in all its dimensions according to national definitions

Direct Indicator 1.2.1:

The proportion of population living below the national poverty line, per year before last (according to the data of the Chelyabinsk State Statistics Service).



-  - The proportion of the population living below the subsistence minimum (thousand people)
-  - Population with monetary income below the subsistence minimum as % of the total population

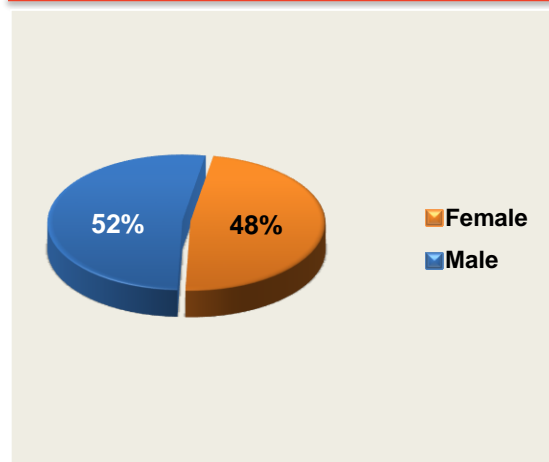


SDG 5 Gender equality

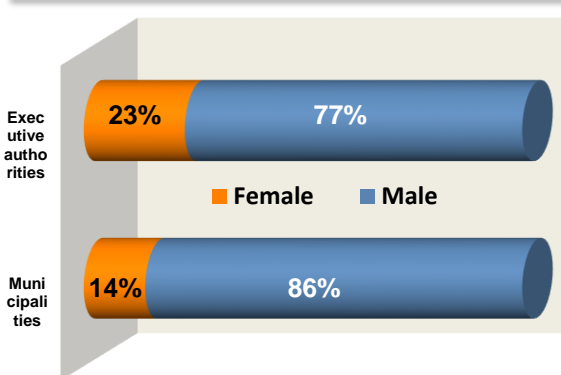
Target 5.5.: Ensure women's full and effective participation and equal opportunities for leadership at all levels of decision-making in political, economic and public life.

Direct indicator 5.5.2: Proportion of women in managerial positions.

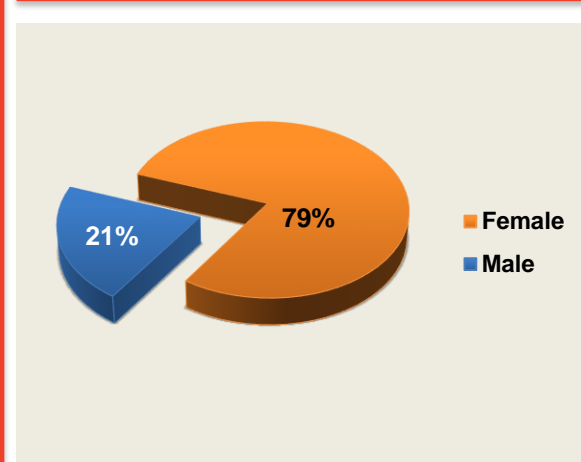
The breakdown of the managerial personnel in organizations of all forms of ownership in the Chelyabinsk Region by gender
(Chelyabinsk State Statistics Service data as of October 2017 collected in a one-time survey conducted once every 2 years)



The breakdown of the heads of the executive authorities and municipalities by gender (male and female of the total number heads of executive authorities and municipalities)



The breakdown of state civil servants in the Chelyabinsk Region by gender (male and female of the total number)



For reference: According to the data of the Chelyabinsk State Statistics Service, there is a relative balance in the breakdown of personnel in managerial positions in the Chelyabinsk Region by women and men (52% male, 48% female). However, among the heads of the executive authorities (EA) and municipalities in the Chelyabinsk Region, there are usually more men with 77% in the EA and 86% in the municipalities. Females account for 79% of state civil servants in the Chelyabinsk Region.



SDG 7 Affordable and clean energy

Target 7.1.: By 2030, ensure universal access to affordable, reliable and modern energy services.

Direct indicator 7.1.1:

The share of population with access to electricity (according to the data of the Chelyabinsk State Statistics Service for 2016).

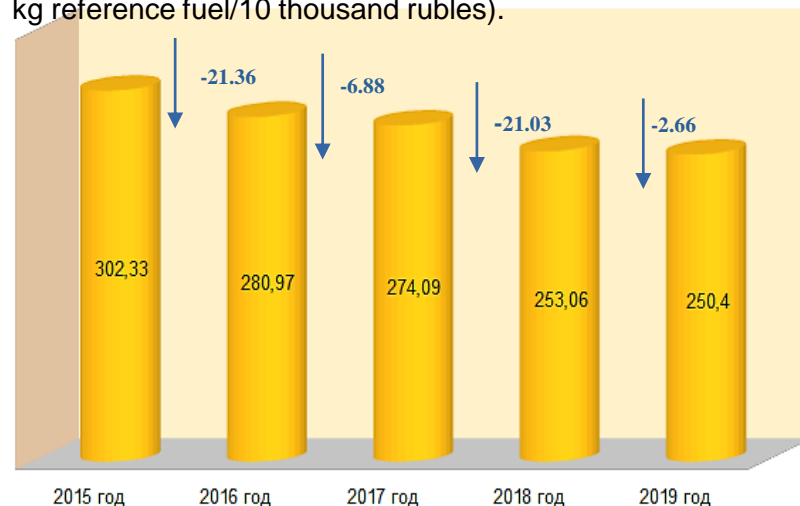
	Total, %	In urban communities, %	In rural communities, %
All households*	100	100	100
Problems with access to electricity – total	13.0	10.5	26.9
whereof:			
due to disruptions in the centralized power supply	9.3	7.4	19.5
due to the poor condition of the electrical wiring	0.8	0.7	1.4
due to the lack of allocated power	1.8	1.1	5.4
Do not have any problems	87.0	89.5	73.1

For reference: In 2018, the share of the population with access to electricity in the Russian Federation was 100%.

Target 7.3.: By 2030, double the global rate of improvement in energy efficiency.

Direct indicator 7.3.1:

The energy intensity of GRP per year (data for the Chelyabinsk Region for 2015-2018, the Rosstat of the Russian Federation, for 2019, the Ministry of Economic Development of the Chelyabinsk Region, units of measurement – kg reference fuel/10 thousand rubles).



The energy intensity index of GRP in the Chelyabinsk Region is gradually decreasing, and in 2019 it reached the level of 250.4 kg reference fuel for 10 thousand rubles of GRP. The Strategy of Socio-Economic Development of the Chelyabinsk Region says that the energy intensity of GRP will have been reduced to 190.7 kg reference fuel per 10 thousand rubles of GRP by 2035.

Key findings of the expert-analytical engagement

In order to successfully achieve the SDGs at the level of the Chelyabinsk Region, there is a need to:

1.

Supplement the strategic planning documents of the Chelyabinsk region with indicators corresponding to the SDG indicators, and assign responsibility for their achievement to the regional executive authorities

2.

Create a Regional Project Office to coordinate work within the framework of the implementation of the 2030 Agenda

3.

Enhance inter-institutional cooperation, including among the territorial statistical bodies and the executive authorities in order to ensure the correlation of reporting data on the SDGs indicators

4.

To inform the public about the UN Sustainable Development Goals and the measures taken by the executive authorities to achieve them

Thank you for your attention!